

CIRCUIT COURT ANNUAL STATISTICAL REPORT

FISCAL YEAR 2024

INTRODUCTION

Welcome to the Wyoming Judicial Branch's Annual Statistical Report for Fiscal Year 2024. This report provides a comprehensive snapshot of our state's judicial system, highlighting key data and insights that reflect our performance. Aligned with our commitment to transparency and accountability, this report presents essential information on caseloads and year-over-year comparisons. Our goal is to foster trust and understanding, emphasizing our dedication to data-driven decision-making.

METHODS

The data in this report is based on criteria focused on case statistics for circuit courts during fiscal year 2024 (July 1, 2023 – June 30, 2024). We employ a statistical model developed by the Court Statistics Project (CSP), which allows for meaningful comparisons of our case statistics with those of other states and national benchmarks.

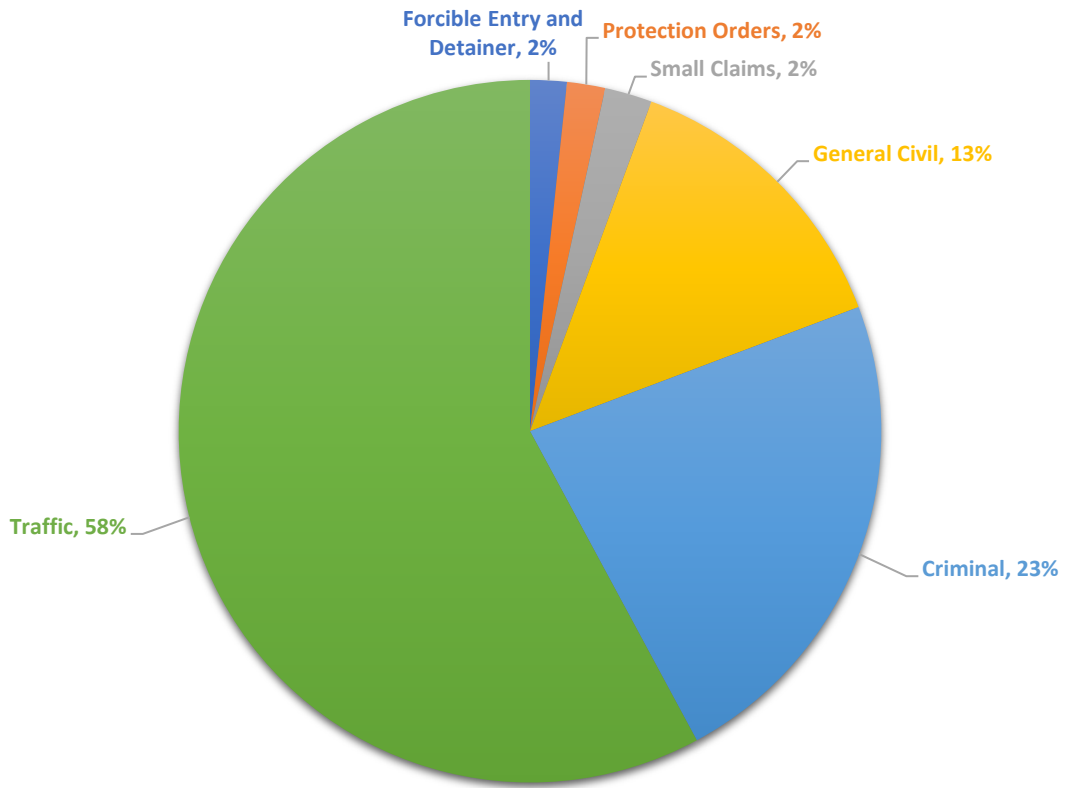
The CSP model includes over 80 unique case types, which can be complex for high-level analysis and year-to-year comparison. To enhance clarity, we have grouped similar case types into 6 main categories for circuit courts.

In addition, we have refined the counting method: case counts are based solely on the number of new filings, regardless of participant numbers per case. To provide context and demonstrate trends, we have included caseload statistics using this methodology for FY22 and FY23, enabling insightful comparisons over time.

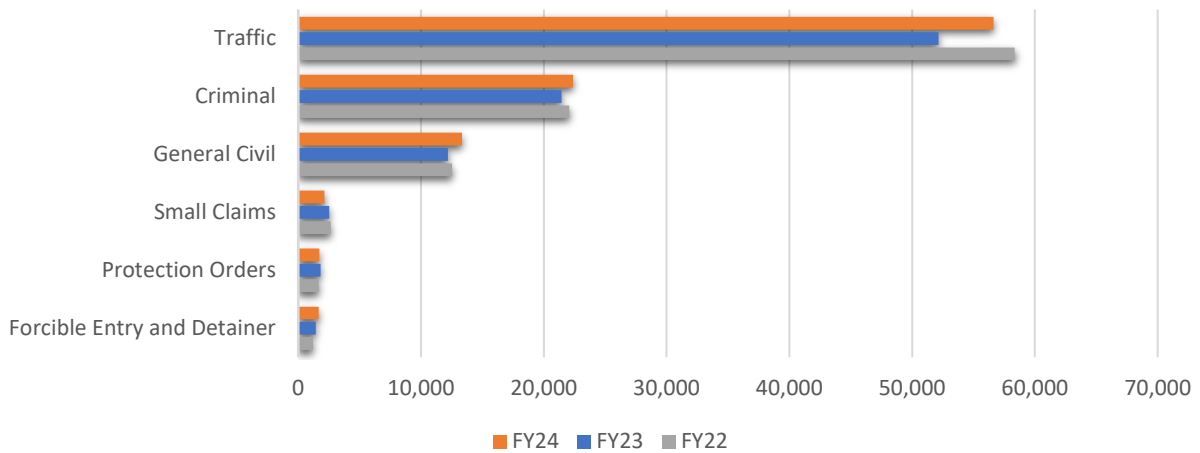
These improvements in data collection and reporting methods aim to present a clearer, more relevant view of Wyoming's circuit court activities.

STATISTICS

Circuit Court Proportion of Cases by Category FY24



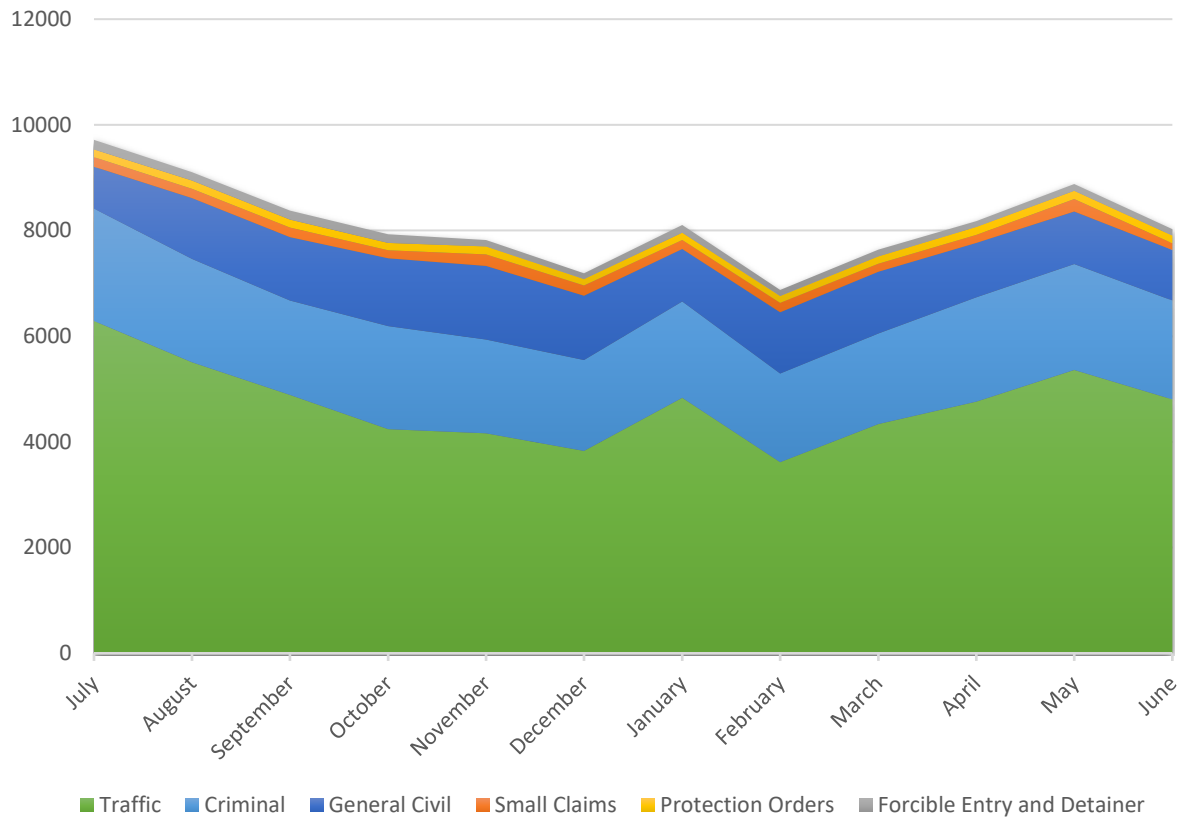
Circuit Court New Filings By Case Category, FY22 - FY24



Category	% Change
General Civil	9%
Small Claims	-15%
Forcible Entry and Detainer	16%
Protection Orders	-5%
Criminal	4%
Traffic	9%
Total	7%

Circuit Court Percent Change FY23 to FY24

Circuit Court New Filings by Month FY24



Wyoming Circuit Court Statistics FY24 (July 1, 2023 to June 30, 2024)

District	County	City	General Civil	Small Claims	Forcible Entry and Detainer	Protection Orders	Criminal	Traffic	Court Total
District 1	Laramie	Cheyenne	3,195	293	412	300	3,431	5,923	13,554
District 2	Albany	Laramie	560	78	115	103	1,075	2,640	4,571
	Carbon	Rawlins	308	29	19	35	1,155	7,539	9,085
District 3	Lincoln	Afton	14	26	7	53	698	1,940	2,738
		Kemmerer	184	18	2	27	220	960	1,411
	Sweetwater	Rock Springs	1,170	247	257	124	1,601	4,683	8,082
	Uinta	Evanston	319	292	42	139	851	3,575	5,218
District 4	Johnson	Buffalo	156	24	6	13	377	1,678	2,254
	Sheridan	Sheridan	767	96	29	108	1,434	1,888	4,322
District 5	Big Horn	Basin	146	25	8	36	302	838	1,355
		Lovell	0	0	0	0	1	1	2
	Hot Springs	Thermopolis	158	9	9	7	264	604	1,051
	Park	Cody	417	24	24	26	481	1,297	2,269
		Powell		18		28	291	779	1,116
	Washakie	Worland	115	11	13	4	408	385	936
District 6	Campbell	Gillette	1,205	365	175	154	1,896	4,056	7,851
	Crook	Sundance	54	27	1	4	401	1,088	1,575
	Weston	Newcastle	125	32	6	7	233	1,109	1,512
District 7	Natrona	Casper	2,963	272	390	252	2,587	3,404	9,868
District 8	Converse	Douglas	313	35	27	57	793	1,572	2,797
	Goshen	Torrington	288	36	17	15	242	1,034	1,632
	Niobrara	Lusk	46	3	1	7	105	1,532	1,694
	Platte	Wheatland	163	22	16	36	496	1,929	2,662
District 9	Fremont	Lander	153	35	21	23	403	757	1,392
		Riverton	343	39	39	64	1,421	1,056	2,962
	Sublette	Pinedale	80	35	6	28	268	2,090	2,507
	Teton	Jackson	100	39	6	68	947	2,276	3,436
StatewideTotal			13,342	2,130	1,648	1,718	22,381	56,633	97,852